

# RIDX™ Giardia Ag Test Kit

*Giardia* is a microscopic parasite that causes diarrheal disease. The variability in the concentration of organisms in the stool can make *Giardia* difficult to diagnose.

The RIDX™ Giardia Ag Test Kit is a diagnostic reagent that can detect *Giardia* cyst antigen quickly and simply within 10 minutes after dropping the sample.

Principal: Chromatographic immunoassay for the qualitative test  
Specimen: Canine or feline feces

## Components

- Giardia Ag test device (10 or 2 tests)
- Sample dilution buffer (10 or 2 vials)
- Disposable swab (10 or 2 ea)
- Disposable dropper (10 or 2 ea)

## Features

Clinical Sensitivity 97.1% (34/35)

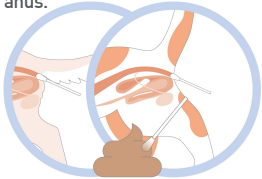
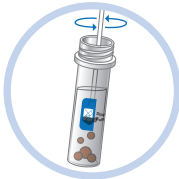



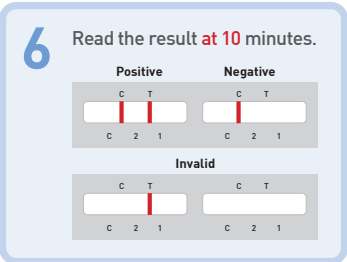
Clinical Specificity 96.5% (109/113)

Limit of Detection 1.25 *Giardia* cysts/ul

No cross-reactivity with other pathogens (CCV, CDV, CIV, FCoV, FCoV, and FPV)



## Test Procedure

- Using a swab to collect diarrhea samples or diarrhea feces in the anus. 
- Put the swab into the sample dilution buffer and stir the sample with the swab. 
- Remove the swab from the sample dilution buffer. 
- Place the tube until the large particles are down. 
- Take the supernatant using a dropper. Apply 4 drops of the sample solution into the sample hole on the device. 
- Read the result at 10 minutes. 

CAT No.	Description	LIC No.	Type	Package size
CGM-VGG-11	RIDX Giardia Ag Test Kit	300-001	LFA*	10 Tests/Kit
CGM-VGG-12				2 Tests/Kit

\* LFA: Lateral flow assay